

TEACHER REPORT

Name of Teacher	NGUYEN CAO DUY
Course	CS2040-Data Structures and Algorithms (LABORATORY)
Academic Year/Sem	2024/2025 - SEM 1
Department	COMPUTER SCIENCE
Faculty	SCHOOL OF COMPUTING

Raters	Student
Responded	26
Invited	31
Response Ratio	84%

Note:
Class Size = Invited; Response Size = Responded; Response Rate = Response Ratio

A. GUIDELINES FOR INTERPRETING THE REPORT

The teacher evaluation report is for developmental purposes and is meant to help identify strengths and areas for improvement. Please consider the following recommendations that will aid in interpreting the results:

1. Examine the report by taking note of patterns in order to consider how best to act on the feedback your students have taken the time to provide. Use the reflection section at the end to reflect upon how you might act on the feedback.
2. These evaluations stem from student perception and thus constitute one source of evidence among others as to the quality of your teaching. Any response to the feedback should be based on the most representative results rather than on outlying responses.
3. Upon getting a general sense as to what has gone well, and which areas may require attention and improvement, it is important to drill down to the related questions. These questions can help guide future action if feedback from students suggest areas for improvement.
4. Keep both the likert scale and written comments in mind while reading through the report. High scores (4+) suggest student consensus indicating a strength. On the other hand, low scores (2-) should be considered as an area that requires immediate developmental focus based on student feedback.

B. NOMINATION FOR TEACHING AWARDS

Response Count	
I would like to nominate NGUYEN CAO DUY for teaching awards	5

Comment
- He is considerate, spends time on reading the slides before class and explaining concepts in class, answers student questions after class, etc. He goes out of his way for student welfare.
- Passionate about teaching.
- Good
- v good explanations, responds v quickly n effectively
- chill fella

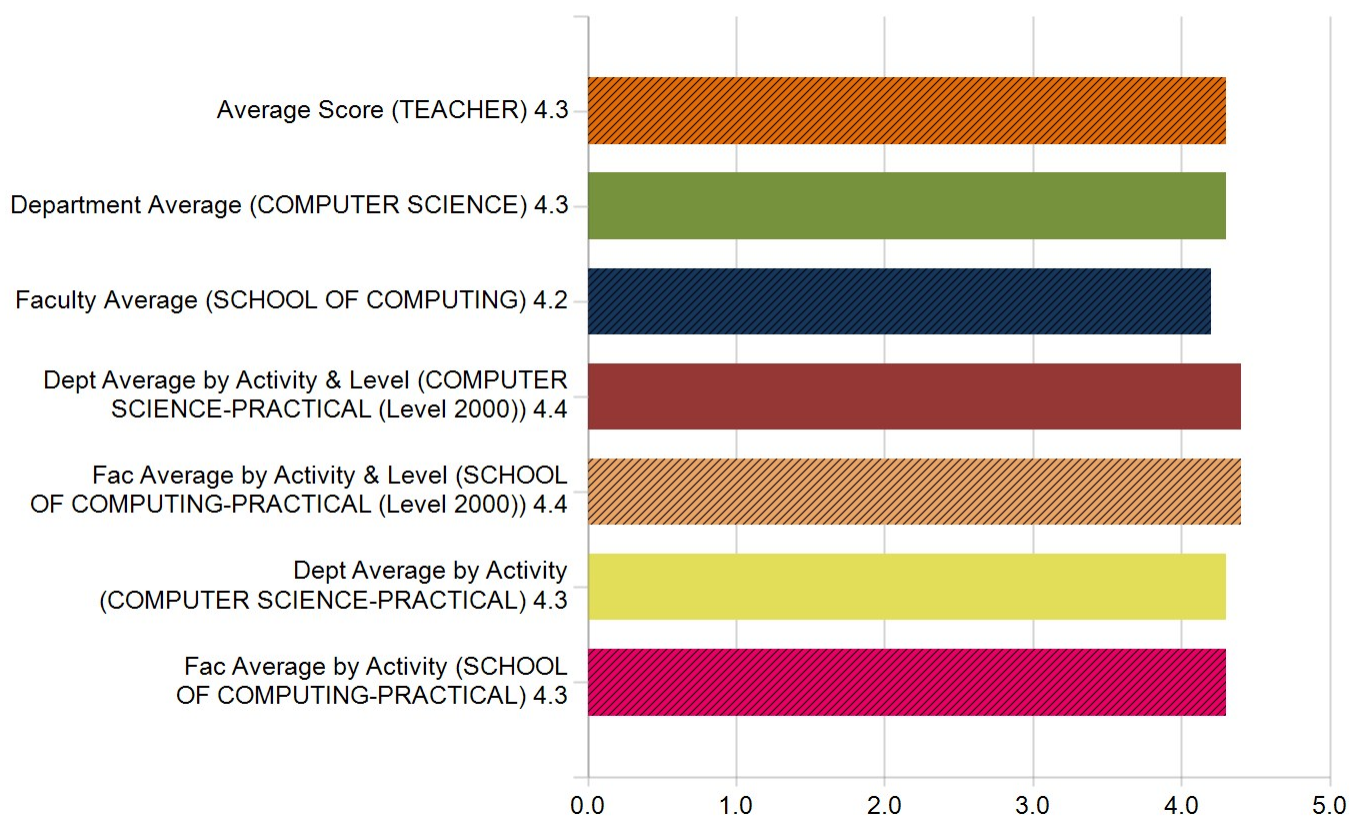
C. STUDENT FEEDBACK SCORES

(i) Rating Score

Question	Average Score (TEACHER)		Department Average (COMPUTER SCIENCE)		Faculty Average (SCHOOL OF COMPUTING)	
	Mean	Standard Deviation	Mean	Standard Deviation	Mean	Standard Deviation
Overall, the teacher is effective.	4.3	0.6	4.3	0.8	4.2	0.8

Question	Average Score (TEACHER)	Dept Average by Activity & Level (COMPUTER SCIENCE-PRACTICAL (Level 2000))	Fac Average by Activity & Level (SCHOOL OF COMPUTING-PRACTICAL (Level 2000))	Dept Average by Activity (COMPUTER SCIENCE-PRACTICAL)	Fac Average by Activity (SCHOOL OF COMPUTING-PRACTICAL)
	Mean	Mean	Mean	Mean	Mean
Overall, the teacher is effective.	4.3	4.4	4.4	4.3	4.3

Overall, the teacher is effective



Question	Average Score (TEACHER)		Department Average (COMPUTER SCIENCE)		Faculty Average (SCHOOL OF COMPUTING)	
	Mean	Standard Deviation	Mean	Standard Deviation	Mean	Standard Deviation
The teacher has enhanced my thinking ability.	4.3	0.6	4.3	0.8	4.3	0.8
The teacher provided timely and useful feedback.	4.5	0.6	4.3	0.8	4.2	0.8
The teacher has increased my interest in the subject.	4.3	0.7	4.2	0.9	4.2	0.9
Average of Q1-Q3	4.4	0.6	4.2	-	4.2	-

Question	Average Score (TEACHER)	Dept Average by Activity & Level (COMPUTER SCIENCE-PRACTICAL (Level 2000))	Fac Average by Activity & Level (SCHOOL OF COMPUTING-PRACTICAL (Level 2000))	Dept Average by Activity (COMPUTER SCIENCE-PRACTICAL)	Fac Average by Activity (SCHOOL OF COMPUTING-PRACTICAL)
	Mean	Mean	Mean	Mean	Mean
The teacher has enhanced my thinking ability.	4.3	4.4	4.4	4.3	4.3
The teacher provided timely and useful feedback.	4.5	4.4	4.4	4.4	4.4
The teacher has increased my interest in the subject.	4.3	4.3	4.3	4.3	4.3
Average of Q1-Q3	4.4	4.3	4.3	4.3	4.3

Department Specific Questions

Question	Average Score (TEACHER)		Department Average (COMPUTER SCIENCE)	
	Mean	Standard Deviation	Mean	Standard Deviation
The teacher engaged me in useful interactions that have enhanced my learning.	4.4	0.6	4.2	0.8

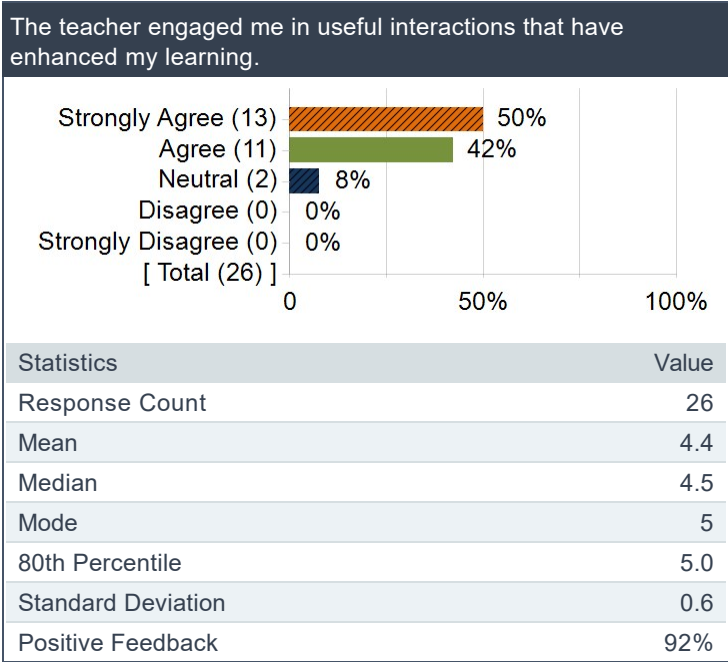
Question	Average Score (TEACHER)		Department Average (COMPUTER SCIENCE)	
	Mean	Standard Deviation	Mean	Standard Deviation
The teacher's attitude and approach encouraged me to think and work in a creative and independent way.	4.5	0.5	4.2	0.8

Question	Average Score (TEACHER)		Department Average (COMPUTER SCIENCE)	
	Mean	Standard Deviation	Mean	Standard Deviation
The teacher cares about student development and learning.	4.4	0.6	4.3	0.8

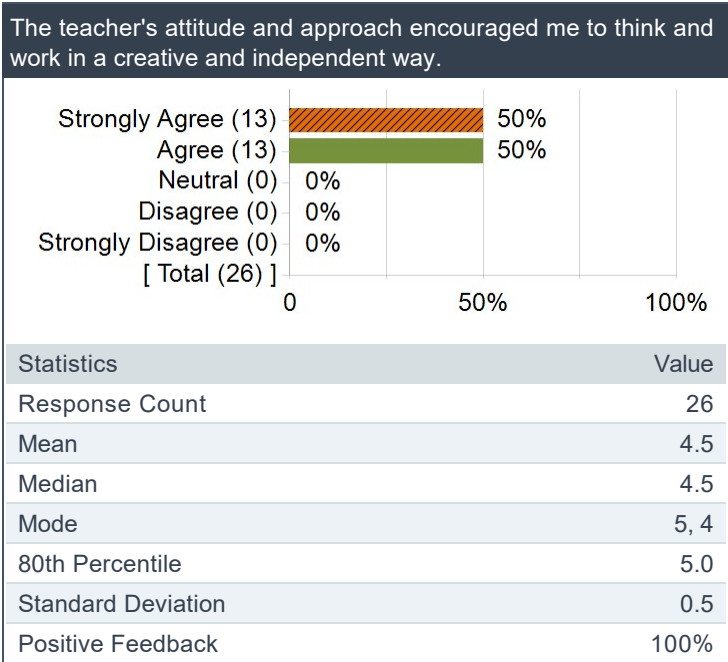
(ii) Distribution of Responses and Additional Statistics

<div>1. The teacher has enhanced my thinking ability.</div> <div><div><div>Strongly Agree (11)</div><div>Agree (13)</div><div>Neutral (2)</div><div>Disagree (0)</div><div>Strongly Disagree (0)</div><div>[Total (26)]</div></div><div><div><div></div><div></div><div></div><div></div><div></div></div><div><div>0</div><div>50%</div><div>100%</div></div></div><div><div>42%</div><div>50%</div><div>8%</div><div>0%</div><div>0%</div></div></div> <div><table><tr><th>Statistics</th><th>Value</th></tr><tr><td>Response Count</td><td>26</td></tr><tr><td>Mean</td><td>4.3</td></tr><tr><td>Median</td><td>4.0</td></tr><tr><td>Mode</td><td>4</td></tr><tr><td>80th Percentile</td><td>5.0</td></tr><tr><td>Standard Deviation</td><td>0.6</td></tr><tr><td>Positive Feedback</td><td>92%</td></tr></table></div>	Statistics	Value	Response Count	26	Mean	4.3	Median	4.0	Mode	4	80th Percentile	5.0	Standard Deviation	0.6	Positive Feedback	92%	<div>2. The teacher provided timely and useful feedback.</div> <div><div><div>Strongly Agree (14)</div><div>Agree (10)</div><div>Neutral (2)</div><div>Disagree (0)</div><div>Strongly Disagree (0)</div><div>[Total (26)]</div></div><div><div><div></div><div></div><div></div><div></div><div></div></div><div><div>0</div><div>50%</div><div>100%</div></div></div><div><div>54%</div><div>39%</div><div>8%</div><div>0%</div><div>0%</div></div></div> <div><table><tr><th>Statistics</th><th>Value</th></tr><tr><td>Response Count</td><td>26</td></tr><tr><td>Mean</td><td>4.5</td></tr><tr><td>Median</td><td>5.0</td></tr><tr><td>Mode</td><td>5</td></tr><tr><td>80th Percentile</td><td>5.0</td></tr><tr><td>Standard Deviation</td><td>0.6</td></tr><tr><td>Positive Feedback</td><td>92%</td></tr></table></div>	Statistics	Value	Response Count	26	Mean	4.5	Median	5.0	Mode	5	80th Percentile	5.0	Standard Deviation	0.6	Positive Feedback	92%
Statistics	Value																																
Response Count	26																																
Mean	4.3																																
Median	4.0																																
Mode	4																																
80th Percentile	5.0																																
Standard Deviation	0.6																																
Positive Feedback	92%																																
Statistics	Value																																
Response Count	26																																
Mean	4.5																																
Median	5.0																																
Mode	5																																
80th Percentile	5.0																																
Standard Deviation	0.6																																
Positive Feedback	92%																																
<div>3. The teacher has increased my interest in the subject.</div> <div><div><div>Strongly Agree (11)</div><div>Agree (12)</div><div>Neutral (3)</div><div>Disagree (0)</div><div>Strongly Disagree (0)</div><div>[Total (26)]</div></div><div><div><div></div><div></div><div></div><div></div><div></div></div><div><div>0</div><div>50%</div><div>100%</div></div></div><div><div>42%</div><div>46%</div><div>12%</div><div>0%</div><div>0%</div></div></div> <div><table><tr><th>Statistics</th><th>Value</th></tr><tr><td>Response Count</td><td>26</td></tr><tr><td>Mean</td><td>4.3</td></tr><tr><td>Median</td><td>4.0</td></tr><tr><td>Mode</td><td>4</td></tr><tr><td>80th Percentile</td><td>5.0</td></tr><tr><td>Standard Deviation</td><td>0.7</td></tr><tr><td>Positive Feedback</td><td>88%</td></tr></table></div>	Statistics	Value	Response Count	26	Mean	4.3	Median	4.0	Mode	4	80th Percentile	5.0	Standard Deviation	0.7	Positive Feedback	88%	<div>4. Overall, the teacher is effective.</div> <div><div><div>Strongly Agree (11)</div><div>Agree (13)</div><div>Neutral (2)</div><div>Disagree (0)</div><div>Strongly Disagree (0)</div><div>[Total (26)]</div></div><div><div><div></div><div></div><div></div><div></div><div></div></div><div><div>0</div><div>50%</div><div>100%</div></div></div><div><div>42%</div><div>50%</div><div>8%</div><div>0%</div><div>0%</div></div></div> <div><table><tr><th>Statistics</th><th>Value</th></tr><tr><td>Response Count</td><td>26</td></tr><tr><td>Mean</td><td>4.3</td></tr><tr><td>Median</td><td>4.0</td></tr><tr><td>Mode</td><td>4</td></tr><tr><td>80th Percentile</td><td>5.0</td></tr><tr><td>Standard Deviation</td><td>0.6</td></tr><tr><td>Positive Feedback</td><td>92%</td></tr></table></div>	Statistics	Value	Response Count	26	Mean	4.3	Median	4.0	Mode	4	80th Percentile	5.0	Standard Deviation	0.6	Positive Feedback	92%
Statistics	Value																																
Response Count	26																																
Mean	4.3																																
Median	4.0																																
Mode	4																																
80th Percentile	5.0																																
Standard Deviation	0.7																																
Positive Feedback	88%																																
Statistics	Value																																
Response Count	26																																
Mean	4.3																																
Median	4.0																																
Mode	4																																
80th Percentile	5.0																																
Standard Deviation	0.6																																
Positive Feedback	92%																																

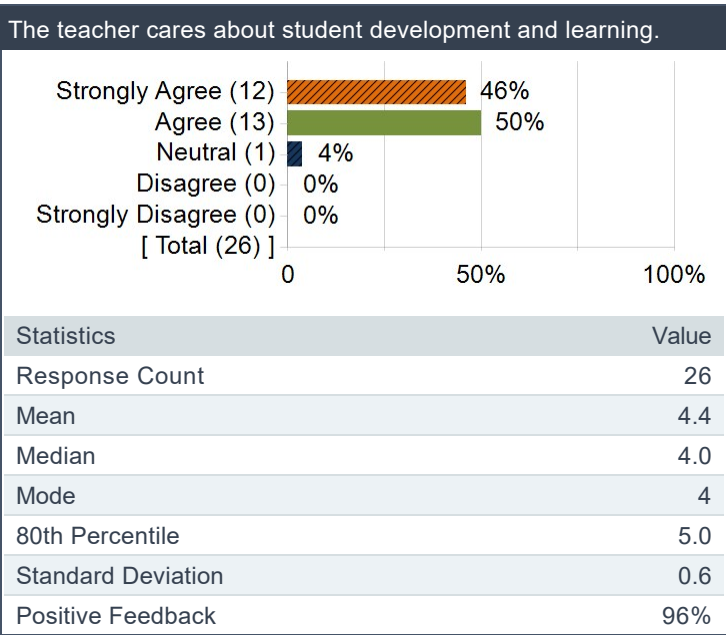
The teacher engaged me in useful interactions that have enhanced my learning.



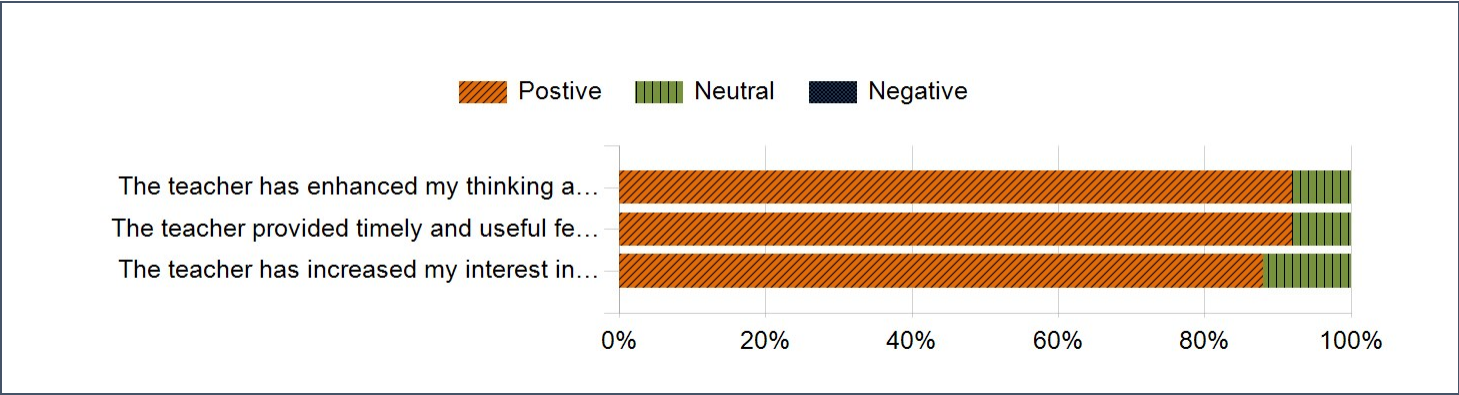
The teacher's attitude and approach encouraged me to think and work in a creative and independent way.



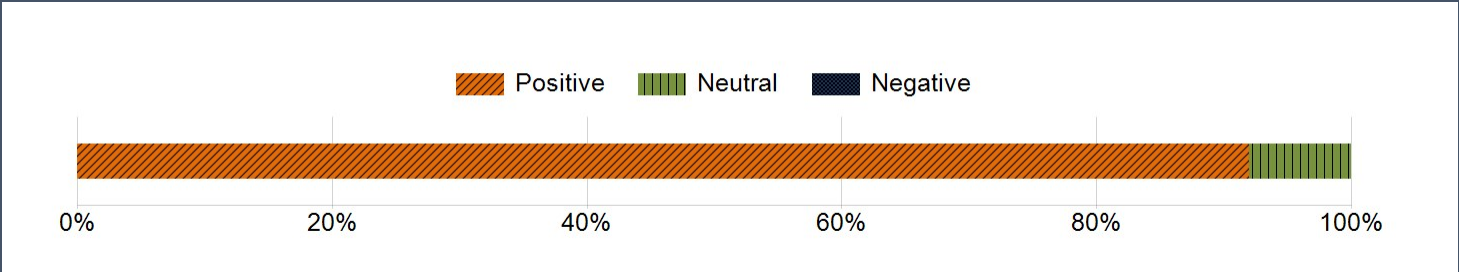
The teacher cares about student development and learning.



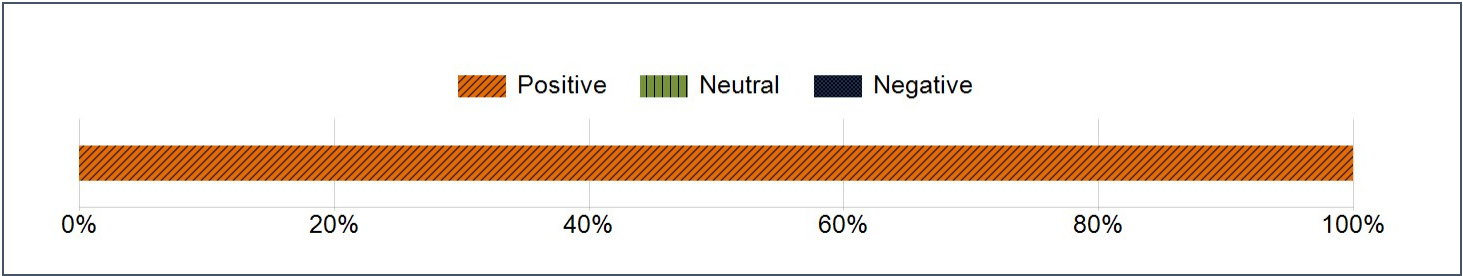
(iii) Scale Distribution of Responses



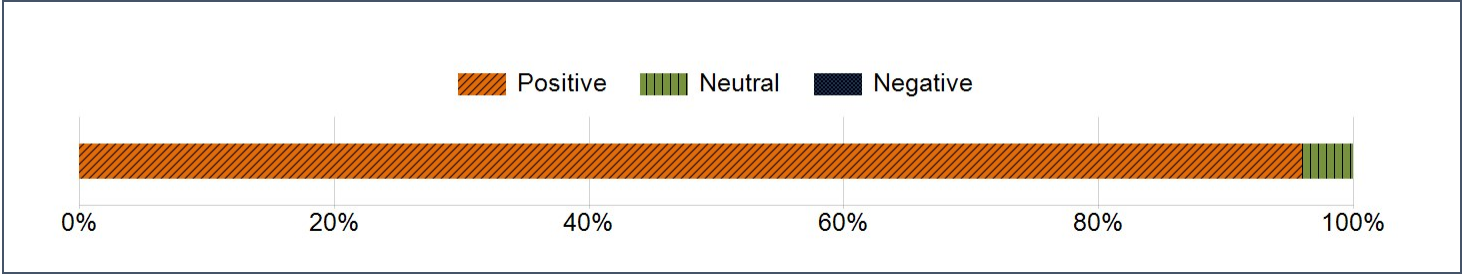
The teacher engaged me in useful interactions that have enhanced my learning.



The teacher's attitude and approach encouraged me to think and work in a creative and independent way.



The teacher cares about student development and learning.



(iv) Rating Scores vs. Gender

Question	M	F	Overall
The teacher has enhanced my thinking ability.	4.2	4.5	4.3
The teacher provided timely and useful feedback.	4.3	4.7	4.5
The teacher has increased my interest in the subject.	4.2	4.4	4.3

D. STRENGTHS

What are NGUYEN CAO DUY's strengths?

Comments
He is considerate, spends time on reading the slides before class and explaining concepts in class, answers student questions after class, etc. He goes out of his way for student welfare.
able to explain concepts clearly. also encourages critical thinking when critiquing our pseudocode
helpful and responds to queries promptly even outside of lab hours. gives thought-provoking questions to help me think about the problem better, allowing me to solve it more optimally
NIL
Timely responses even for questions pertaining to slides.
Good in explaining
He is able to ask us effective questions that will guide us to the answer ourselves.
teach the materials well and goes through the algorithms
provided useful help for assignments
smart
Teaches content well, clarifies doubts

E. AREAS FOR IMPROVEMENT

What improvements would you suggest to NGUYEN CAO DUY?

Comments
NA
NIL
All good!
Material
NA
–
nil
NIL

F. SELF-REFLECTION

- 1. When comparing these results to the previous year's results, what areas have shown improvement?
- 2. What areas remain to be improved and what are the necessary steps / actions to do so?
- 3. Are there colleagues who could potentially guide me?
- 4. Are there issues that require departmental or institutional support?